

Using linux throughout the complete UAV stack

Koen Kooi <koen.kooi@linaro.org>
ELC-E 2014, Dusseldorf

**something about
dronecode.org
announcement**

Basics of RC planes

Show <http://www.stormthecastle.com/model-airplanes/basics-of-controls-of-an-rc-airplane.htm> in browser

[BACK TO THE RC Airplane Home Page](#)

- [Beginners Guide to RC Airplanes](#)
- [Beginners Guide to Gas Powered Airplanes](#)
- [How an engine is installed in a plane](#)
- [Testing and calibrating a gas powered plane](#)
- [The Megatech Night Flyer](#)
- [All the parts of an RC Airplane explained](#)
- [Basics of how an RC Airplane works \(Roll Pitch and Yaw explained\)](#)
- [A look at the hand held controller /transmitter](#)
- [Video Tutorials](#)
- [Links/Resources](#)
- [About RC plane engines](#)
- [About Flight Simulators](#)
- [Tips for building RC Airplanes](#)
- [RC Airplane terms, words and defintions](#)
- [How to get started in the Hobby of RC airplanes](#)
- [RC Timeline of Radio control](#)


[YOUTUBE -my RC airplane videos](#)

This is a short tutorial with pictures that shows you the basics of how a Remote Control airplane works. I go over the theory of how the whole set up operates including a look at the actual mechanics of the airplane and the use of the hand-held controller. There are lots of different controls and controllers and they will vary but in this tutorial I take a look at a pretty standard set up and it will give you a good understanding of how RC airplanes work.

And here is a [video I made showing this airplane](#) coming out of the box and some short footage of me launching it off.


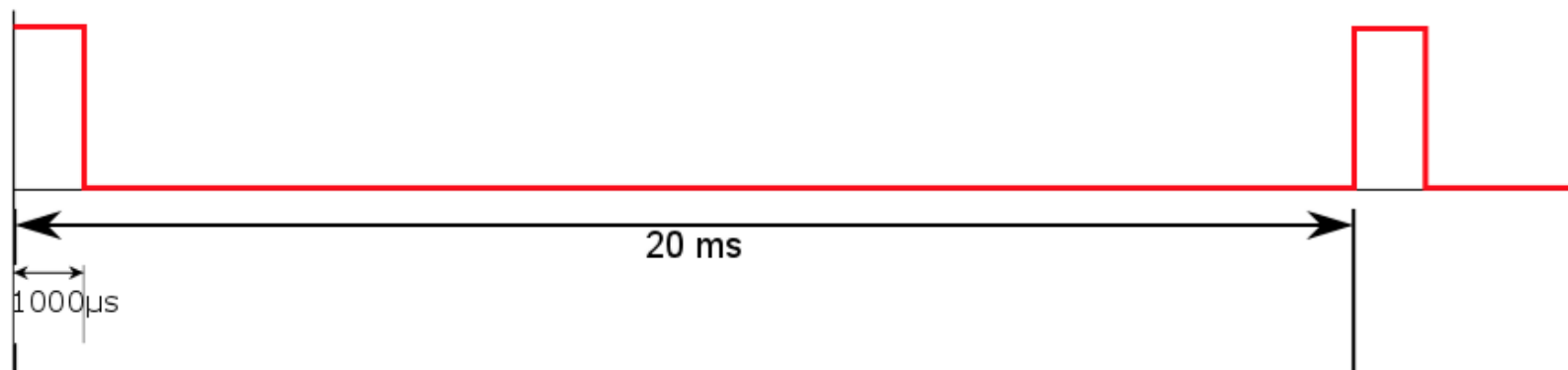

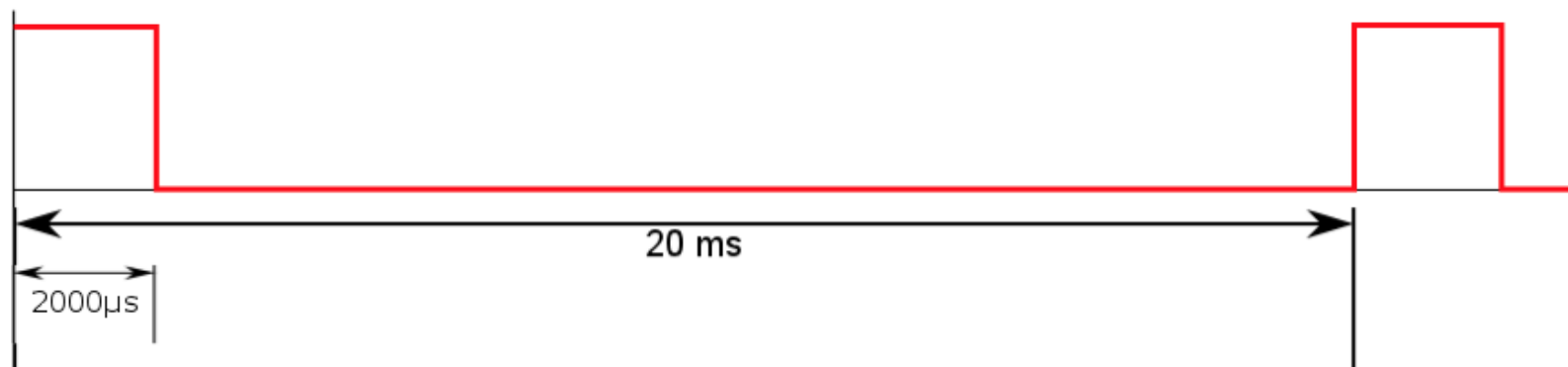

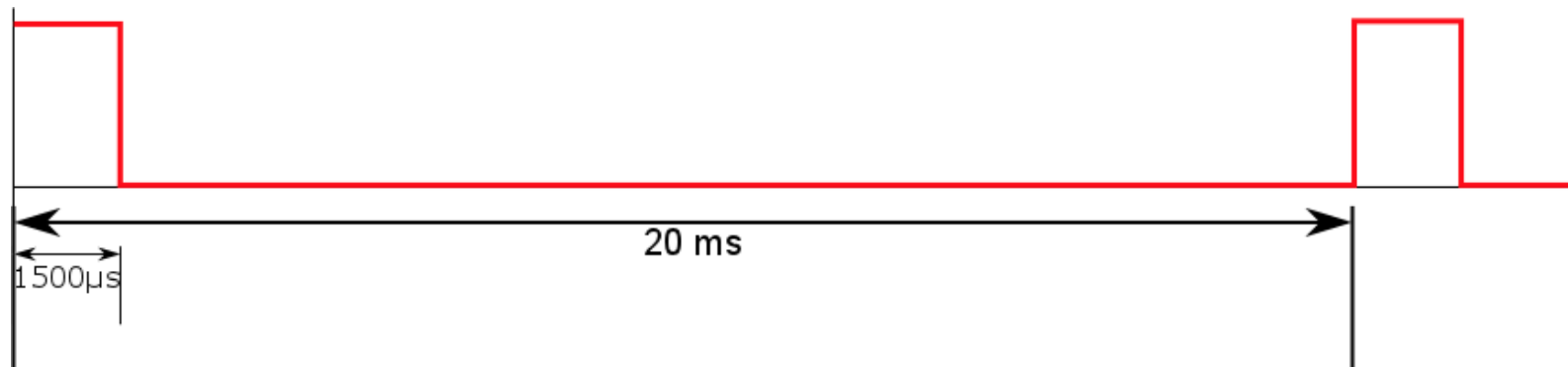
The controls on an RC airplane are pretty much the same as on a real airplane. This makes sense because you have the same thing (An airplane), it is just the size that is changed. There are four major controls in an RC airplane:

1. Throttle
2. Elevator
3. Ailerons
4. Rudder.



An explanation of the Controls

1. The Throttle: This affects the speed of the airplane. The more throttle you apply the faster the airplane will go. This also



Receivers

Show <http://orangerx.com/2014/01/25/r400-spektrumjr-dsm2-compatible-4ch-2-4ghz-receiver/> in browser

R400 Spektrum/JR DSM2


orangerx.com/2014/01/25/r400-spektrumjr-dsm2-compatible-4ch-2-4ghz-receiver/

Apps MythWeb lego mods Flickr: Photos Foto Comics Stuff levelhead AR 3D scanner makerbot Geimporteerd uit Saf Beginning Embedder

Posted by OrangeRX on January 25, 2014

R400 Spektrum/JR DSM2 Compatible 4Ch 2.4Ghz Receiver


Posted in: Receivers. Tagged: 4-Channel, Air, DSM2, Parkflyer. Leave a comment



A perfect foamie or parkflyer receiver. Very small and very light!
The OrangeRx R400 now offers true signal reception diversity! This results in an even more robust signal link than the original R400, while providing the same quality, range and value. Taking it one step further, we've negotiated a lower component cost on these units so that we can offer you an even better price than before!

- 1) OrangeRx receivers are built using original components, MCU's and with state of the art SMT automation to ensure a quality product each and every time.
- 2) All OrangeRx receivers are QC tested before leaving the factory.
- 3) The OrangeRx will work with ANY Aircraft ORX/Spektrum/JR DSM2 2.4Ghz transmitter.
- 4) The OrangeRx R400 is only 2.7g in weight and 35x15x9mm in size.

Tip: Extension Wires



Improve signal strength and create a more robust link.
Available at
HobbyKing.com

Search

Follow

<http://orangerx.com/2014/01/25/r400-spektrumjr-dsm2-compatible-4ch-2-4ghz-receiver/>

Remote controls

Show <http://www.open-tx.org/radios.html> in browser



Radios Improving your Tx

The following radios and radio boards are compatible with OpenTX.



FrSky Taranis +



New version of Taranis with:
Haptic vibration
Multi colored LCD background light
Improved LCD display
Improved audio circuits



FrSky Taranis



ARM Cortex M3 32-bit 120MHz
212x64 LCD with gray scales
60 models + infinite on SD
9 flight modes
Telemetry
Advanced audio functions (voice files from SD, vario, ...)
SD data logger



Turnigy 9XR PRO



ARM Cortex M3 32-bit 36MHz
60 models + infinite on SD
9 flight modes
Telemetry Interface through Futaba trainer jack
Advanced audio functions (voice files from SD, vario, ...)
SD data logger




Turnigy 9XR

Telemetry

- Battery state
- Radio link state
- Raw sensor data
- Position
- Processed sensor data

Atmega based flightcontrollers

- Needed for multirotors
- Have I²C, SPI and UARTs
- Different firmwares
 - multiwii
 - ardupilot
- ~50Hz control loop
- “multi core” solutions for GPS support



Config tools



Cortex-M based flightcontrollers

- 32 bit
- single precision floating point
- >40MHz clock speed
- More IO options
- ~400Hz control loop
- Multiple firmwares
 - baseflight (multiwii port)
 - taulabs
 - ardupilot

Hybrids

- Taulabs freedom
 - gumstix overo COM
 - cortex-M on baseboard
 - <http://buildandcrash.blogspot.nl/2014/03/vertical-control.html>
- Flexbot + Arietta G25
 - AT91 ARM9 on COM
 - AT32u4 on flightcontroller
 - didn't make it to ELC-E :(

Hybrids

- Quadcopter at the Intel booth



Hybrids

- Linux and FC communicate over (USB) serial
- Mainly for telemetry logging
- Computer Vision

Running linux on the flightcontroller

- 'hard' realtime
- userspace drivers
- Only one real effort:
 - ardupilot

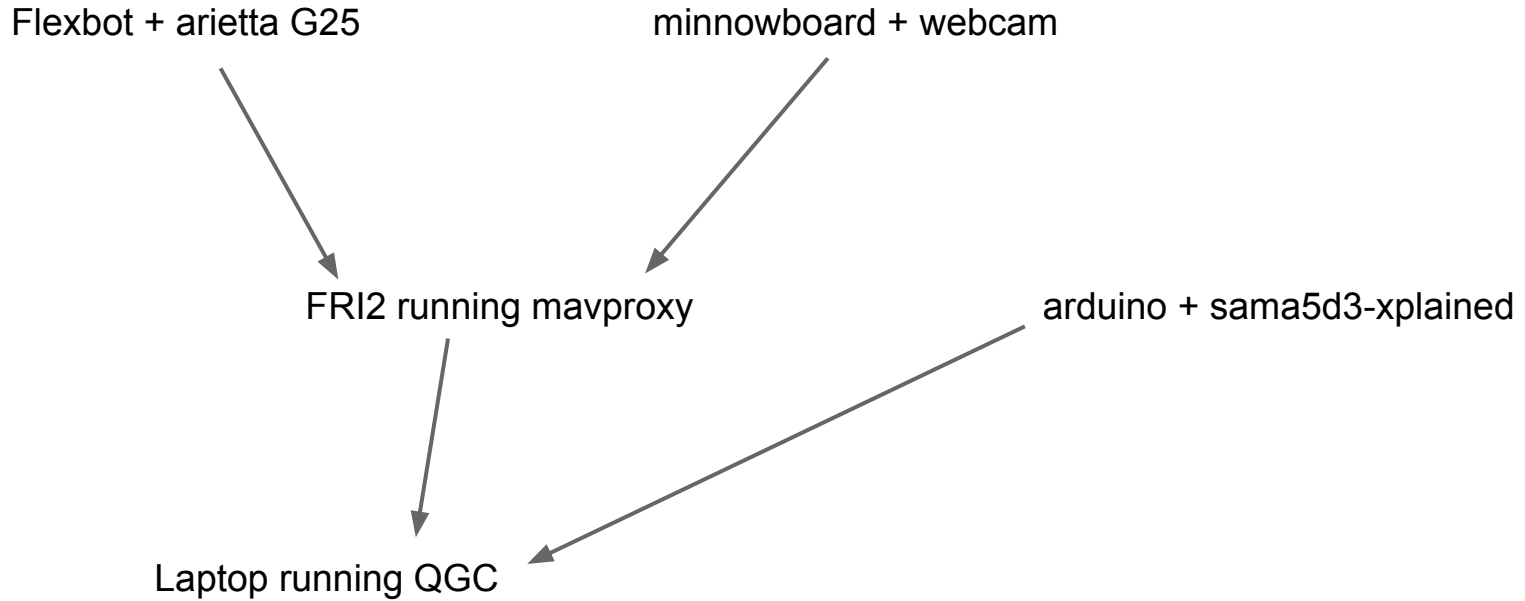
Groundstations

- qgroundcontrol (mavlink)
- taulabs ground (taulabs)
- Other, closed sourced ones

Middleware

- Mavconn
- Mavproxy

Mavlink example



QGC demo

